

Using Smart Devices to Support Home Learning and Home Schooling

If sharing devices at home is challenging, did you know that you can use your smart devices to access the website and some elements of the home learning?

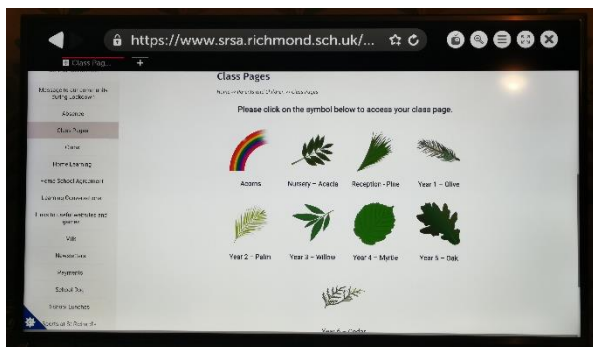
If you have access to a smart TV, you can also access the school website on the TV.

Your smart TV will enable you to access the website, any PDFs as well as YouTube and other websites. You may need to download You Tube as an app, alternatively you can head straight to the website.

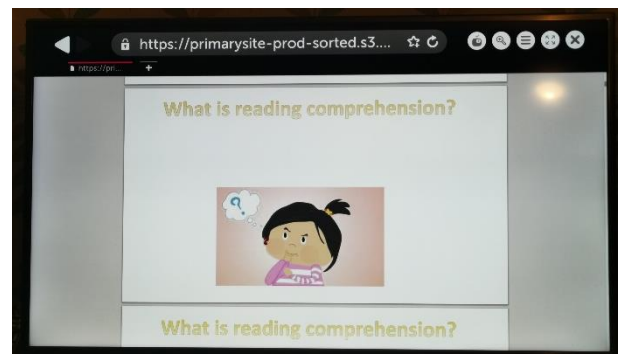
Please note that images below are for illustrative purposes and makes and models of smart technology will vary.



You can access the school website via the web browser on your smart TV. Either type in the school address directly or search via Google or an alternative search engine.



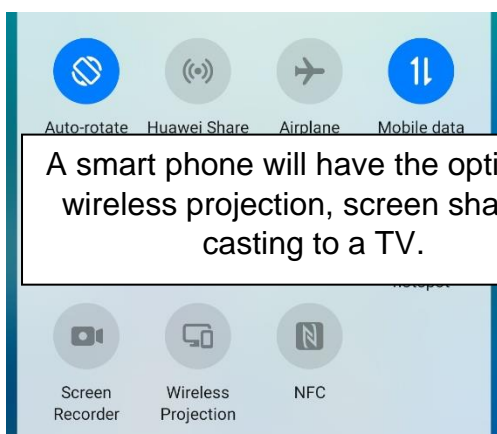
Class pages can be easily access via the web browser on a smart TV.



PDFs can be opened on a smart TV as well as websites and You Tube links.

SHARING (CASTING) YOUR PHONE TO THE TV SCREEN

If you are using your phone to access home schooling, smart technology will enable you to share or cast your phone to a smart TV. This means that anything that is on your phone, can be seen on a smart TV.



A smart phone will have the option for wireless projection, screen share or casting to a TV.

You will also need to open the screen share option on the smart TV which is usually found within the input option (access via the remote control).

